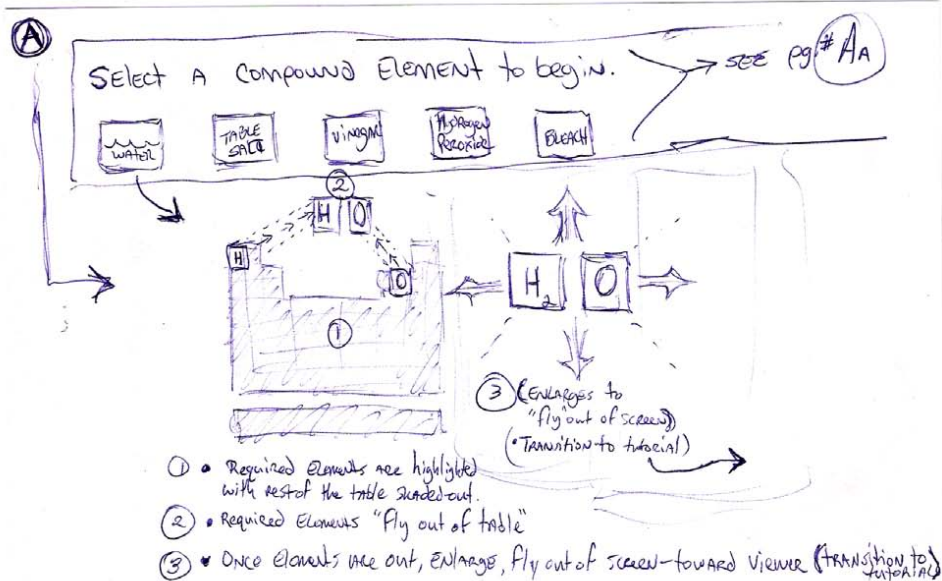
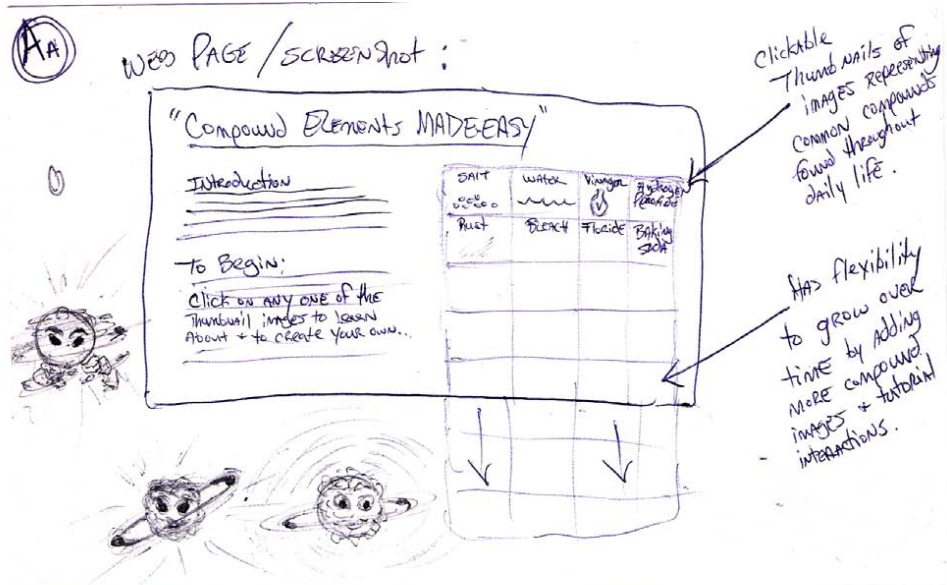




Storyboards of Interactive Processes:

Below are the storyboards, which illustrate the user interactions within the "Compounds" section of the Add'em Atom application.

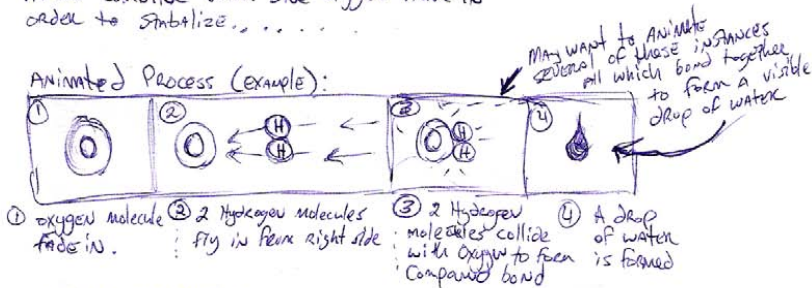


and all project creatives such as artwork, animations, illustrations, images, sounds, and other content are copyright protected.
© 2007 Trent Wyman

B Description of How this happens + why:

WATER (H_2O) occurs when 2 Hydrogen atoms combine with one oxygen atom in order to stabilize.

Animated Process (example):



USER ACTIVITY:


Try it for yourself. create this compound by clicking + dragging together the NECESSARY molecules which are needed to form this particular bond.



(CONT) "C"

* Using the mouse, the user drags and sorts the molecules to find the needed ones + connects them together.

C (User Activity cont.)



• hitTest and/or if statement that loads new movie clip after appropriate pieces have connected.
• animate a "transformation" effect

• transformation effect fades to actual image of element
• Congrats - text

• Give options to Resume or Quit